












ITEM	DESCRIPTION	PART NUMBER		
	In-Line Control Box	The 120V In-line control box has an integral safety circuit and enables operation of the Miniconveyor units.	MSI-011185W	
	Slave Box	The 120V slave box works with a control box (without the on/off switch) and is used to bring more power for additional Miniconveyor units in the system.	MSI-011180W	
	Terminator Plug	Terminator Plug - Emergency stop required at the end of each system.	MSI-011790W	
	Interconnection Cable	15' Interconnection Cable - Used to join 10' units (daisy chain) into a single system.	MSI-02745SW	
		20' Interconnection Cable - Used to join 15' units (daisy chain) into a single system.	MSI-02760SW	
		25' Interconnection Cable - Used to join 20' units (daisy chain) into a single system.	MSI-02775SW	
	Hoppers	15 inch Hand Loading Hopper - suitable for hand loading.	MSI-070402	
		15 inch Minidigger Hopper supplied with 6.5' side extensions. Used when loading by bucket.	MSI-070440	
		15 inch Skid Steer Hopper with 3.25' side extensions. Used when loading by full size bucket.	MSI-070442	
		20 inch Hand Loading Hopper - suitable for hand loading.	MSI-070452	
		20 inch Minidigger Hopper supplied with 6.5' side extensions. Used when loading by bucket.	MSI-070460	
	Side Extensions	Side Extension - 5 feet by 4 3/4 inches. Add height to avoid spillage. (Sold individually)	MSI-070315	
		Side Extension - 6 1/2 feet by 4 3/4 inches. Add height to avoid spillage. (Sold individually)	MSI-070400	
		Side Extension - 10 feet by 4 3/4 inches. Add height to avoid spillage. (Sold individually)	MSI-070480	
		Steel Side Extension Kit for Skid Steer loading - 10 feet by 15 inches. (Sold in pairs)	MSI-070120	
			Clamp Kit	Our Clamp Kit that quickly locks Miniconveyor units together. For 15 inch wide unit.
For 20 inch wide unit.	MSI-073052			
	Transition Clamp Kit	Our Clamp Kit that quickly locks Miniconveyor units together with transition side plates. For 15 inch wide unit.	MSI-07301T	
		For 20 inch wide unit.	MSI-07305T	
	20' Kit	20' Installation Kit	20' Joining Plate Installation kit for 15" conveyor	MSI-07300-15
			20' Joining Plate Installation Kit for 20" conveyor	MSI-07300-20
		20' Installation Kit with filler bed	20' Joining Plate Installation kit for 15" conveyor with filler bed	MSI-07301-15
			20' Joining Plate Installation Kit for 20" conveyor with filler bed	MSI-07301-20
	Wheel kit	To enable one person to move Miniconveyor units. They fit either end of the unit. For 15 inch wide unit.	MSI-071200	
		For 20 inch wide unit.	MSI-071220	
	Leg Kit	3 Sets of adjustable legs at varying heights (2 ft, 4.5 ft, 7 ft) with all crossbars.	LOB-TL123L	
	Cantilever Kit	The cantilever kit has the ability to support the discharge conveyor to overhang, allowing the final 5-6 feet of the conveyor to be unsupported for positional unloading.	MSI-Cantilever 15" MSI-Cantilever 20"	
	Swivel Kit	Swivel kit is used on the discharge conveyor to enable the user to spread materials over a 230° radius.	Swivel Wheel Kit 15'	
			Swivel Wheel Kit 20'	